



TECHNICAL CHARACTERISTICS

- Building-independent, flexible, unfixed setup in the room
- Simple Plug & Play connection to the existing mains electricity via shockproof plug
- Adjustable base plate for uneven surfaces with four adjustable feet (maximum height adjustment +20mm)
- Stable base plate with acoustically effective carpeting
- Easily change location with integrated floor rollers
- Steel hinges in black, mechanical closure for soundproof door closure
- Wall structure 2 sides acoustic panel, 1 side acoustic panel technology with whiteboard and electrification.
- Suspended ceiling to cover fan and light connections, integrated lighting (direct) and ventilation
- Air circulation volume of 160 m³/h, corresponds to approx. 100x air exchange per hour
- Sound level difference between inside and outside of up to 35 db



DIMENSIONS

External width Interior width	975 mm 850 mm
External depth Internal depth	975 mm 850 mm
Internal height	2001 mm
External height	2140 mm (room height required on site: 2300 mm)
Exterior panel dimensions	Width: 850 mm Height: 2080 mm
Internal panel dimensions	Width: 850 mm Height: 2080 mm

MATERIALS AND COLOURS

External panel design	Melamine
Interior panel design	Acoustic Polo fabric
Polo fabric	20 colours: Composition: 100% polyester Weight: approx. 350 g/m, width: 140 cm Light fastness: Grade 6 (EN ISO 105-B02) Friction resistance: wet: 4 – 5 / dry: 4 – 5 Abrasion resistance: 150,000 revolutions (Martindale; EN ISO 12947) Fire behaviour: DIN EN 1021-1/2
Acoustic carpeting	Xerra T-Sonic Backing: bitumen acoustic felt Surface weight: approx. 5400 g/m ² Fire behaviour: Cfl-s1 (B1) Sound absorption level: alpha w 0.30
Fabric colours	Polo: Cashmir, Cappuccino, Chocolate, Honey Yellow, Orange, Pure Copper, Rubin Red, Chilli Red, Shiraz Red, Royal Blue, Purple, Lagoon Blue, Classic Blue, Midnight Blue, Vivid Green, Organic Green, Irish Green, Platin, Metal Grey and Midnight Black
Colour finishes:	Melamine: White, Silver, Vulcan black VV, Anthracite, Creme Winter White, Grey, Vulcan Grey, Congo
Glass	Single-pane safety glass 8 mm (ESG)

CONSTRUCTION

Ceiling/suspended ceiling	Ceiling: 30mm Multiplex Oak Suspended ceiling: 13mm particle board finished in white (CARB)
Skeleton and element profile	Corner posts made of steel, screens made of steel
Floor seal/Floor connection	Floor: 30mm Multiplex Oak with laminated carpet
Door	Wooden frame door (revolving door) made of 30mm Multiplex Oak and 8mm safety glass (ESG), two steel hinges in black, door handle trim made of oak painted black

TECHNICAL

Electrification	1x on-site power connection (230V/50Hz) for lighting, ventilation and sockets; lighting and ventilation are operated via a switch built into the veneer
Ventilation	Building-independent ventilation of the product by silent fans. Air exchange performed with ambient air. Air intake through the base, air output behind the suspended ceiling panel. Ventilation principle: Two silent fans remove the used air from the product <ul style="list-style-type: none">• Power consumption per fan: 1.44 W• Revolutions per fan: 1450 rpm• Noise level per fan: 16.4 dB• Output volume per fan: 80 m³/h• Total air exchange: approx. 100x per hour
Direct illumination	Two slightly raised installed LED downlights from Brumberg in suspended ceiling panel. <ul style="list-style-type: none">• Power consumption: 7.52 W• Light colour: 3000 K• Protection class: IP 44• Light flux: approx. 160 lm• Energy efficiency class: A++ to A
Power consumption of all consumers on Total power connection of fitted sockets	10.4 W maximum 3 kW
Power consumption in standby mode	0.1 W
Ionisation Ex factory or retrofitted	Negatively charged ions inactivate viruses and neutralise bacteria <ul style="list-style-type: none">• Tested on Influenza, Corona, H1N1, Staphylococcus Aureus

ACOUSTICS/SOUND

Sound tightness between inside and outside (standard sound level difference DnT)	Sound insulation value of up to 35 dB. The measured value relates to the finished assembled bosselino. (document provided upon request)
---	---

EC DECLARATION OF CONFORMITY

With the EC declaration of conformity, Bosse Design Gesellschaft für Innovative Office Interiors mbH & Co. KG confirms that the human space cube HBCU meets the fundamental health and safety requirements of all relevant European guidelines, i.e. conforms to these guidelines.

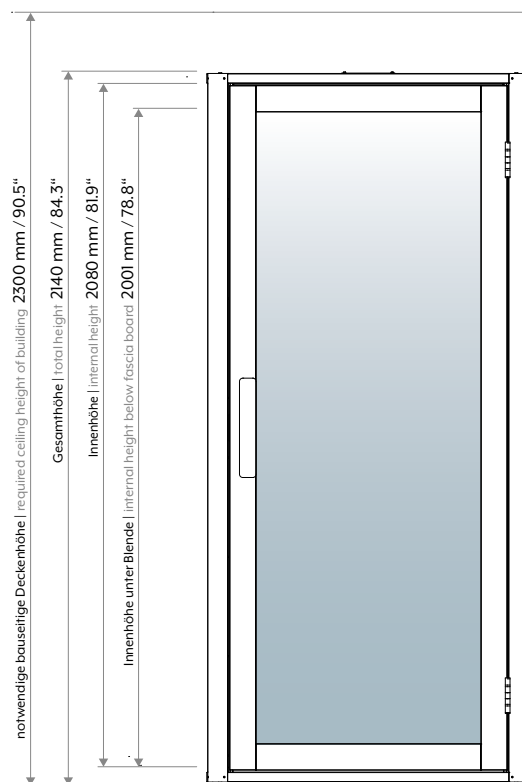
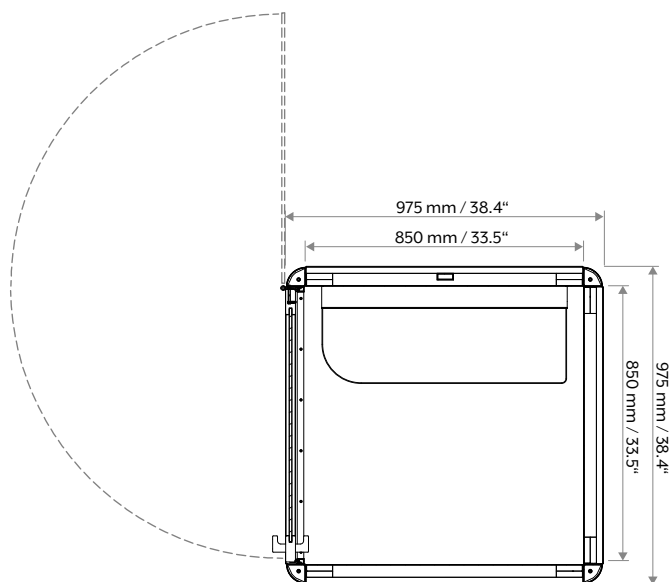
DIMENSIONS

STANDARD PANEL DIMENSIONS

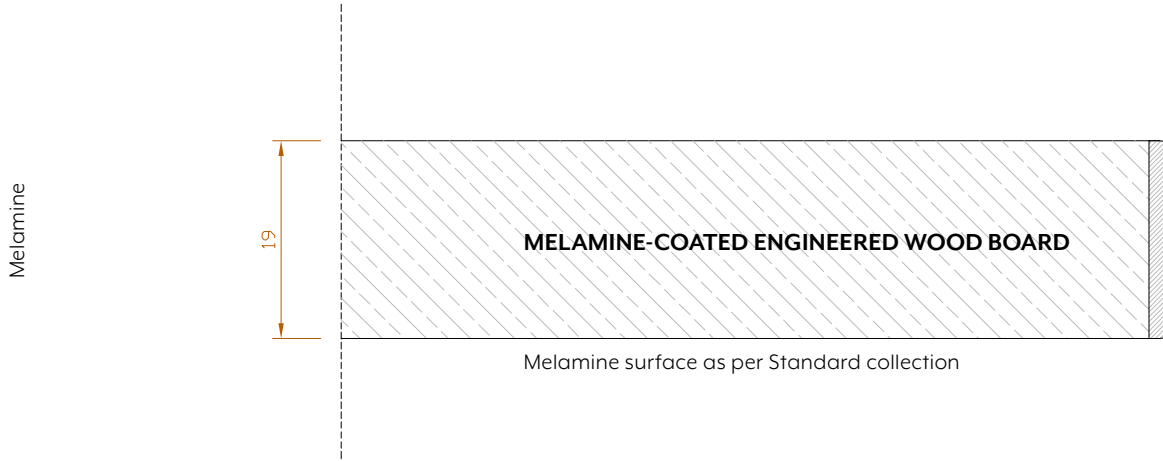
Interior	Width: 850mm Height: 2080 mm
Exterior	Width: 850 mm Height: 2080 mm

STANDARD CUBE DIMENSIONS

Interior	Width: 850 mm Depth: 850 mm Height: 2010 mm
Exterior	Width: 975 mm Depth: 975 mm Height: 2140 mm
Room height required on site	2300 mm



SECTION DRAWINGS



FABRICS

POLO FABRIC

Composition: 100% polyester

Weight: approx. 350 g/m, width: 140 cm

Light fastness: Grade 6 (EN ISO 105-B02)

Friction resistance: wet: 4 – 5 / dry: 4 – 5

Abrasion resistance: 150,000 revolutions
(Martindale; EN ISO 12947)

Fire behaviour: DIN EN 1021-1/2



77.03 (4650) *
Honiggelb | Honey yellow



77.44 (4613)
Orange | Orange



77.45 (4612)
Kupferrot | Pure copper



77.11 (4633)
Hellgrün | Vivid green



77.12 (4632)
Irischgrün | Irish green



77.10 (4631)
Grün | Organic green



77.40 (4610)
Chillirod | Chili red



77.42 (4614)
Rubinrot | Rubin red



77.48 (4611)
Shirazrot | Shiraz red




77.72 (4642)
Kaschmirweiß | Cashmere



77.50 (4641)
Cappuccino | Cappuccino



77.60 (4640)
Schokobraun | Chocolate



77.25 (4625)
Wasserblau | Lagoon blue



77.26 (4624)
Purpur | Purple



77.20 (4621)
Standardblau | Classic blue



77.31 (4602)
Platingrau | Platin



77.30 (4601)
Grau | Metal grey



77.33 (4600)
Schwarz | Midnight black




77.27 (4626)
Königsblau | Royal blue




77.29 (4620)
Nachtblau | Midnight blue

SURFACES

UNIDEKORE | PLAIN FINISHES



Weiß | White



Creme winterweiß | Creme winter white



Grau | Grey



Silber | Silver



Congo | Congo



Vulkangrau | Volcano grey



Anthrazit | Anthracite



Vulkanschwarz VV | Volcano black VV

ELECTRIFICATION

- Shelf table
- Magnetic whiteboard with pen tray
- Gira switch integrated into whiteboard
- Gira Schuko outlet integrated into whiteboard
- Optional: Gira USB voltage supply A&C



AIR EXCHANGE RATE

Room volume calculation

Length (0.884 m) x width (0.854 m) x height (2.08 m) = room volume (1.57 m³)

Air output volume

Output volume per fan (80.47 m³/h) x number of fans (2 units) = total air output volume (160.94 m³/h)

Total air exchange

Air output volume (160.94 m³/h) / room volume (1.57 m³) = total air exchange (approx. 100x per hour)

Air exchange calculation per number of people in the room:

Average air volume per person (25 m³/h) x number of people (1) = air exchange rate (25 m³/h)

Average air volume per person (45 m³/h) x number of people (1) = air exchange rate (45 m³/h)

A (Air exchange rate)

A1 (the average air volume per person, m³/h)

NP (number of people in the room)

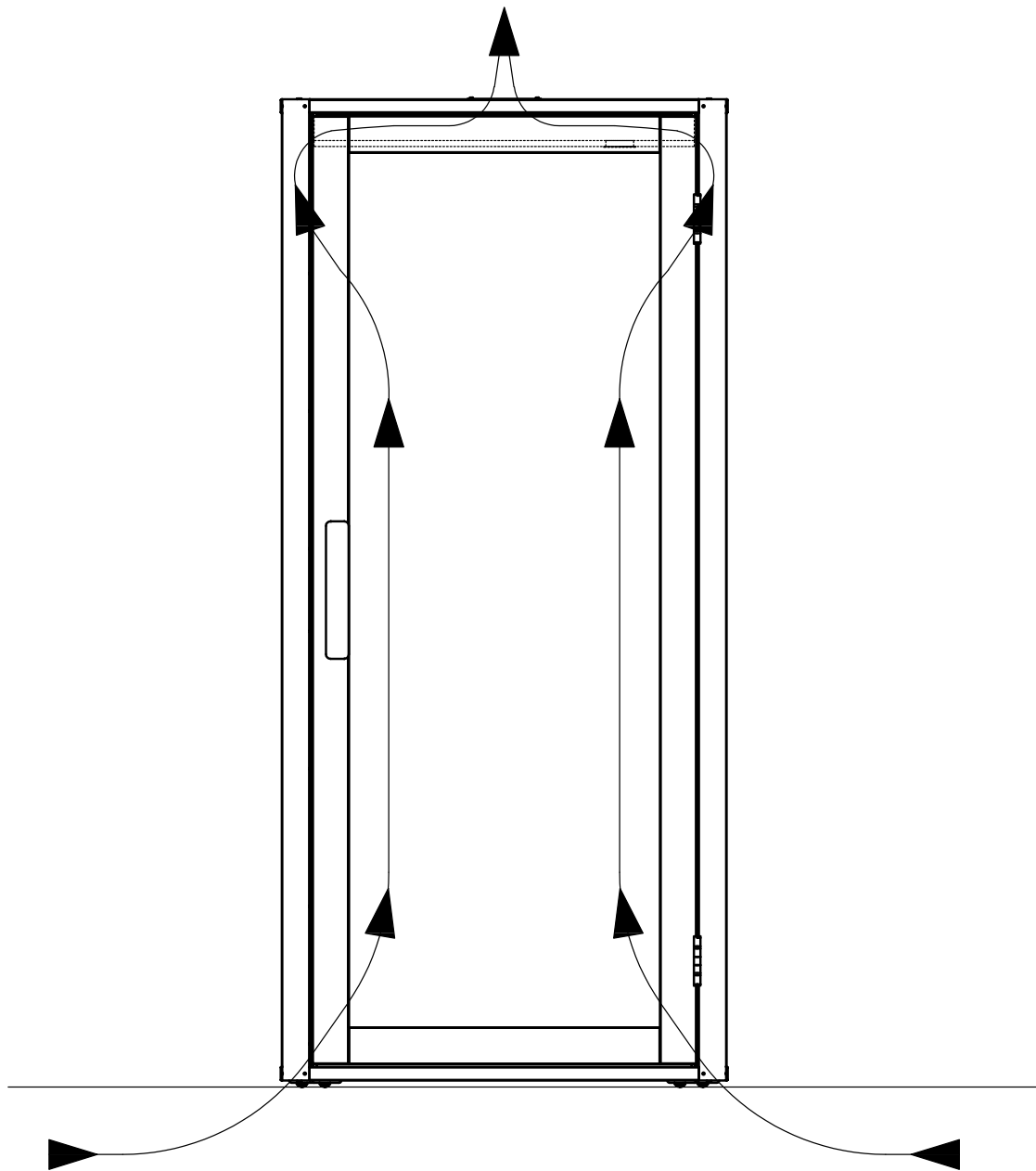
20 to 25 m³/h per person during minimal physical activity

45 m³/h per person during light physical activity

VENTILATION PRINCIPLE

The building-independent ventilation principle of the bosselino is based on air exchange with ambient air. This is drawn in from below (front and back). The air flows upwards under the panels (both sides) and is removed from the Telephone cube.

This circuit generates continuous air circulation and ensures the best possible room climate. The ventilation system is low-noise and energy-efficient.



EC-Declaration of Conformity



We, the company **Bosse Design**
Gesellschaft für Innovative Office Interiors mbH & Co. KG
Stahler Ufer 7
D-37671 Höxter

confirm that the product described below is in compliance with the governing EC-regulations as mentioned in this form and production will be effected accordingly.

Product	Type	Article Number
Soundproof Conference Room	Bosse Design Bosselino	HBCU - B [mm] x T [mm] x H [mm] B (outside width) = 975 T (outside depth) = 975 H (outside height) = 2140 No other dimensions possible

The conception and construction type of the product made available on the market by Bosse Design Gesellschaft für Innovative Office Interiors mbH & Co. KG complies with the essential requirements of the following guidelines and harmonised standards⁽¹⁾:

Directive	
2014/35/EU	Low Voltage Directive
2014/30/EU	EMC Directive (electromagnetic compatibility)
2001/95/EG	General Product Safety Directive
2011/65/EU	RoHS
2012/19/EU	Waste electrical and electronic equipment (WEEE)

Technical documentation is available at the above-mentioned company on request.

Höxter, 09.10.2020


Andre Heuer
Managing Director

Remarks:

- 1) This declaration of conformity expires its validity if the product is changed, modified, supplemented or if non original parts are installed, as well as improper installation or non intended use without permission of Bosse Design Gesellschaft für Innovative Office Interiors mbH & Co. KG.

bossecube.com
dauphin-group.com

Manufacturer:

Bosse Design Gesellschaft für
Innovative Office Interiors mbH & Co. KG
Stahler Ufer 7
37671 Höxter/Stahle, Germany
+49 5531 1297-0
info@bosse.de

Distribution:

Dauphin HumanDesign® Group GmbH & Co. KG
Espanstraße 36
91238 Offenhausen, Germany
+49 9158 17-700
info@dauphin-group.com

Bosse